




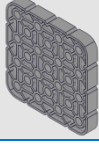


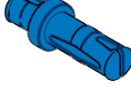
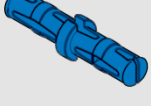



PLTW VEX IQ Construction Kit Contents



Part Number	Picture	Name	QTY	Kit
228-2500-002		1x3 Beam	2	228-3687
228-2500-003		1x4 Beam	6	228-3687
228-2500-004		1x6 Beam	6	228-3687
228-2500-007		1x8 Beam	8	228-3687
228-2500-009		1x10 Beam	6	228-3687
228-2500-011		1x12 Beam	4	228-3687
228-2500-017		2x2 Beam	4	228-3687
228-2500-019		2x4 Beam	6	228-3687
228-2500-021		2x6 Beam	6	228-3687
228-2500-023		2x8 Beam	6	228-3687
228-2500-025		2x10 Beam	4	228-3687

PLTW VEX IQ Construction Kit Contents



Part Number	Picture	Name	QTY	Kit
228-2500-026		2x12 Beam	6	228-3687
228-2500-028		2x16 Beam	4	228-3687
228-2500-030		2x20 Beam	2	228-3687
228-2500-040		4x4 Plate	4	228-3687
228-2500-045		4x12 Plate	2	228-3687
228-2500-060		1x1 Connector Pin	240	228-3687
228-2500-061		1x2 Connector Pin	60	228-3687
228-2500-062		2x2 Connector Pin	20	228-3687
228-2500-064		0.5x Pitch Standoff	12	228-3687
228-2500-065		1x Pitch Standoff	12	228-3687
228-2500-067		2x Pitch Standoff	14	228-3687

PLTW VEX IQ Construction Kit Contents



Part Number	Picture	Name	QTY	Kit
228-2500-070		4x Pitch Standoff	6	228-3687
228-2500-072		6x Pitch Standoff	6	228-3687
228-2500-073		1x1 Idler Pin	6	228-3687
228-2500-074		2x Pitch Plastic Shaft	2	228-3687
228-2500-075		3x Pitch Plastic Shaft	2	228-3687
228-2500-076		4x Pitch Plastic Shaft	2	228-3687
228-2500-077		5x Pitch Plastic Shaft	2	228-3687
228-2500-078		2x Pitch Plastic Motor Shaft	2	228-3687
228-2500-079		4x Pitch Plastic Motor Shaft	2	228-3687
228-2500-080		2x Pitch Plastic Capped Shaft1	2	228-3687
228-2500-081		3x Pitch Plastic Capped Shaft	4	228-3687

PLTW VEX IQ Construction Kit Contents



Part Number	Picture	Name	QTY	Kit
228-2500-082		4x Pitch Plastic Capped Shaft	2	228-3687
228-2500-083		5x Pitch Plastic Capped Shaft	2	228-3687
228-2500-084		0x2 Idler Pin	6	228-3687
228-2500-094		3x Pitch Plastic Motor Shaft	4	228-3687
228-2500-112		Washer	20	228-3687
228-2500-114		0.25x Pitch Spacer	25	228-3687
228-2500-120		4x Pitch Shaft	2	228-3687
228-2500-122		6x Pitch Shaft	4	228-3687
228-2500-124		8x Pitch Shaft	2	228-3687
228-2500-125		Shaft Bushing	4	228-3687
228-2500-126		Large Corner Connector	10	228-3687

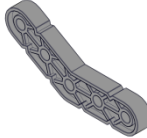
PLTW VEX IQ Construction Kit Contents



Part Number	Picture	Name	QTY	Kit
228-2500-127		Small Chassis Corner Connector	18	228-3687
228-2500-128		2x Wide, 1x2 Corner Connector	10	228-3687
228-2500-130		1x Wide, 1x1 Offset Corner Connector	12	228-3687
228-2500-131		2x Wide, 2x1 Offset Corner Connector	4	228-3687
228-2500-132		2x Wide, 2x1 Corner Connector	4	228-3687
228-2500-133		2x Wide, 1x1 Offset Corner Connector	4	228-3687
228-2500-134		2x Wide, 2x2 Corner Connector	10	228-3687
228-2500-135		2x Wide, 1x2 Offset Corner Connector	8	228-3687
228-2500-140		2x2 Lock Plate Beam	4	228-3687
228-2500-141		1x3 Lock Plate Beam	4	228-3687
228-2500-143		Rubber Shaft Collar	30	228-3687

PLTW VEX IQ Construction Kit Contents



Part Number	Picture	Name	QTY	Kit
228-2500-144		3x4 Tee Beam	4	228-3687
228-2500-145		2x3 Right Angle Beam	4	228-3687
228-2500-147		3x3 30 Degree Angle Beam	4	228-3687
228-2500-148		3x3 45 Degree Angle Beam	4	228-3687
228-2500-149		3x3 60 Degree Angle Beam	4	228-3687
228-2500-150		3x5 Right Angle Beam	4	228-3687
228-2500-151		4x4 Offset Right Angle Beam	4	228-3687
228-2500-157		Elastic Band Anchor	2	228-3687
228-2500-163		10mm Pulley	2	228-3687
228-2500-164		20mm Pulley	6	228-3687 228-2523
228-2500-165		30mm Pulley	2	228-3687





PLTW VEX IQ Construction Kit Contents



Part Number	Picture	Name	QTY	Kit
228-2500-166		40mm Pulley	2	228-3687
228-2500-170		Mini Standoff Connector	12	228-3687
228-2500-172		End Standoff Connector	8	228-3687
228-2500-207		100mm Travel Tire	6	228-3687 228-2523
228-2500-208		Small Wheel Hub	10	228-3687 228-2523
228-2500-209		200mm Travel Tire	8	228-3687 228-2523
228-2500-210		160mm Travel Tire	4	228-2523
228-2500-211		Large Wheel Hub	4	228-2523
228-2500-212		250mm Travel Tire	4	228-2523
228-2500-213		12 Tooth Gear	20	228-3687 228-2532
228-2500-214		36 Tooth Gear	20	228-3687 228-2532

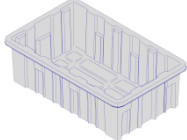
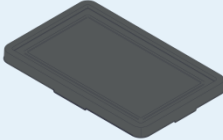


PLTW VEX IQ Construction Kit Contents



Part Number	Picture	Name	QTY	Kit
228-2500-215		60 Tooth Gear	12	228-3687 228-2532
228-2500-216		Rack Gear	8	228-2532
228-2500-217		Linear Slide Bracket	4	228-2532
228-2500-218		36 Tooth Crown Gear	6	228-3687 228-2532
228-2500-219		Worm Gear	2	228-2532
228-2500-220		Worm Bracket	10	228-3687 228-2532
228-2500-221		30mm Belt	2	228-3687
228-2500-222		40mm Belt	2	228-3687
228-2500-223		50mm Belt	2	228-3687
228-2500-224		60mm Belt	2	228-3687
228-3167-010		South Pole Magnetic Beam	1	228-3167
228-3167-020		North Pole Magnetic Beam	1	228-3167

PLTW VEX IQ Construction Kit Contents



Part Number	Picture	Name	QTY	Kit
228-2929-001		Storage Bin	1	228-3303
228-2929-002		Bin Lid	1	228-3303
228-2930-001		Storage Tray	1	228-3303
228-2500-754		VEX IQ Tray Divider	1	228-3303