

Unlocking Implementation Success: Layers of Support

Autum Barry, Paul Schiele, Andy Sarbacker


Welcome and Introductions



Autum Barry
PLTW Senior Director of Implementation



Paul Schiele
PLTW Director of Implementation



Andy Sarbacker
PLTW Director of Implementation

Outline

- *Welcome and introductions*
- *Developing your PLTW Launch Team*
- *Structures for ongoing collaboration and support*
- *Planning for sustainability*
- *Share your own ideas and experiences*
- *Next steps*

Who is part of your PLTW Launch Team?

- *Who would you currently consider as a part of the PLTW Launch team who supports the program in your district?*

The Ideal PLTW Launch Team

District Level


Program Coordinators



Overall management, must have signatory power for the district and be authorized decision maker

Supports PLTW program operations - IT staff, purchasing agents, billing contact, grant managers

General User




Site Coordinators




Day-to-day site implementation and management

Lead Teachers



Classroom management

Classroom Teacher



Your PLTW Launch Team

- *Compare what you have on your team to the ideal state. Identify gaps and who needs to be added to your team.*

Existing Internal Collaboration and Support

- *What structures and strategies do you have in place to encourage ongoing collaboration and support for your PLTW Launch teachers?*

Building Ongoing Collaboration and Support

- *Examples*
 - *PLCs, PD days, Lead Teachers, PD Suite*
 - *Discuss at your table positive ways your district has built collaboration and support*

- *Choose one structure or strategy to implement this year.*

Existing Sustainability Plan

- *What structures and strategies do you have in place to enrich and sustain your program?*

Enriching and Sustaining Your Program

- *Examples:*
 - *Staff and admin support, community support, partnership development, caregiver support, vertical alignment*
 - *Discuss at your table ways your district has developed sustainability in your program.*

- *Identify one area where you can build additional sustainability and enrich your program.*

PERSONALIZE

FOR YOUR STUDENTS



Examples:

- Additional scaffolding and practice opportunities
- New challenges to deepen engagement
- Incorporate student interests throughout



Year 1

Year 2

Year 3



CONNECT

TO YOUR COMMUNITY



Examples:

- Reflect values that are important to your community
- Incorporate local interests and needs
- Strengthen community partnerships



PLTW
LAUNCH

PLTW CURRICULUM



- ~12-14 hours / module
- Student & Teacher Versions
- Spanish & English Versions

PLTW PROFESSIONAL DEVELOPMENT



- Collaborative Live Sessions
- High-Quality Course Content
- Ample Networking Opportunities

Next Steps

- *What do you need to do now to layer support for your PLTW Launch program?*
- *How could PLTW better support you?*

