

# **Implementation 101: A Guide to the First Three Years of PLTW Launch**

*Autum Barry, Andy Sarbacker, Paul Schiele*

# Welcome and Introductions




***Autum Barry***

*PLTW Senior Director of Implementation*



***Paul Schiele***

*PLTW Director of Implementation*



***Andy Sarbacker***

*PLTW Director of Implementation*

# Outline

- *Steps To Success – Years 1, 2, 3*
- *Bring A Plan To Life*
- *Moving Forward*
- *Share Out*

# Steps for Success



# What does a strong program look like in Year 1?

- Student experience*
- Teacher experience*
- Equipment and supplies*
- Technology*
- Curriculum access*
- Modules*
- Teachers trained*
- Scheduling*



# How do you grow your program in year 2?

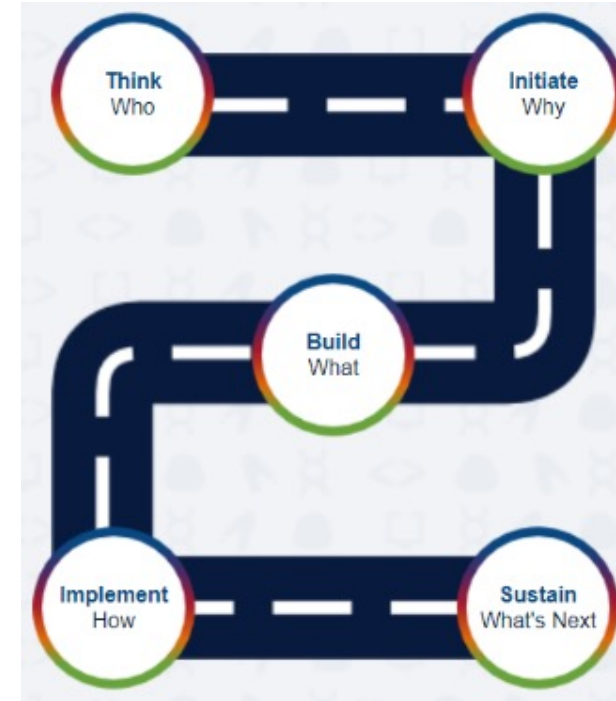
- Student experience*
- Teacher experience*
- Equipment and supplies*
- Technology*
- Curriculum access*
- Additional modules*
- Additional teachers trained*
- Access for more students*
- Launch Lead Teachers*





# How do you take your program to new heights in year 3 and beyond?

- Student experience*
- Teacher experience*
- Equipment and supplies*
- Technology*
- Expanding curriculum access*
- Additional modules*
- Additional teachers trained*
  - Utilizing Launch Lead Teachers*
- Access for all students*
- Building community partnerships*
- Long term plan and funding*



# Bringing A Plan To Life





# Exploring PLTW Launch Roadmaps

- *Does one of these structures stand out to you? Why?*
- *Which of these structures are you currently using?*
- *Which of these structures would you find most challenging? Why?*



## Year 1

Launch Classroom Teacher (LCT)

Level 1



**STEM Special**

STEM Special					
	Monday	Tuesday	Wednesday	Thursday	Friday
Teacher A	K	1 <sup>st</sup>	2 <sup>nd</sup>	3 <sup>rd</sup>	4 <sup>th</sup>
Teacher A	K	1 <sup>st</sup>	2 <sup>nd</sup>	3 <sup>rd</sup>	4 <sup>th</sup>
Teacher A	K	1 <sup>st</sup>	2 <sup>nd</sup>	3 <sup>rd</sup>	4 <sup>th</sup>

## Summer

Launch Lead Teacher (LLT)

Level 2




**After completing LLT, facilitate LCT to staff internally**

## Year 2

Launch Classroom Teacher (LCT)

Level 1



**Expand modules into grade level classrooms, in addition to the STEM Special**




# One teacher per grade level

Pilot (One Class Per Grade Level)					
K	1 <sup>st</sup>	2 <sup>nd</sup>	3 <sup>rd</sup>	4 <sup>th</sup>	5 <sup>th</sup>
Teacher A	Teacher B	Teacher C	Teacher D	Teacher E	Teacher F

## Year 1

K 1<sup>st</sup> 2<sup>nd</sup> 3<sup>rd</sup>


**Level 1**  
Launch Classroom Teacher (LCT)



Implement in specific grade levels in once classroom

## Summer


**Level 2**  
Launch Lead Teacher (LLT)



After completing LLT, Lead Teacher facilitates LCT to rest of grade level teachers in grades that started in year 1

## Year 2

**Level 1**  
Launch Classroom Teacher (LCT)




Expand modules into pilot grade level classrooms that weren't piloting in year 1



# Grade level rollout

## Year 1

Level 1  
Launch Classroom Teacher (LCT)



**Begin in kindergarten (as an example)**

Rotation (One Teacher Per Grade Level - All Students)			
	Trimester 1	Trimester 2	Trimester 3
Teacher A	Launch	Art	Social Studies
Teacher B	Social Studies	Launch	Art
Teacher C	Art	Social Studies	Launch

## Year 2

Level 1  
Launch Classroom Teacher (LCT)



**Expand to first grade so last year's kindergarten students continue to experience PLTW Launch**

## Year 3

Level 1  
Launch Classroom Teacher (LCT)



**Expand to second grade to continue pathway of experiences in PLTW Launch**



# STEM Special and Out of School Learning Opportunities

**Year 1**


**Level 1**  
Launch Classroom Teacher (LCT)



**STEM Special**

**Spring of Year 1**



**Level 2**  
Launch Lead Teacher (LLT)



**After LLT, facilitate LCT to staff internally**

**Summer of Year 1**


**Level 1**  
Launch Classroom Teacher (LCT)



**Provide summer learning opportunities**



**Expand modules into grade level classrooms during Year 2, in addition to the STEM Special**





# Share out

- *Key takeaways from each group*
- *Identify your next steps for implementation success*

# Moving Forward

## *Green Notecard*

- *Have you developed a plan for next year's implementation?*
  - *Are you planning to:*
    - *Expand modules?*
    - *Use Launch in additional learning spaces (after school programming, summer learning)?*
    - *Transition your implementation method?*
- *What can you do next?*

## *Red Notecard*

- *How could PLTW help?*